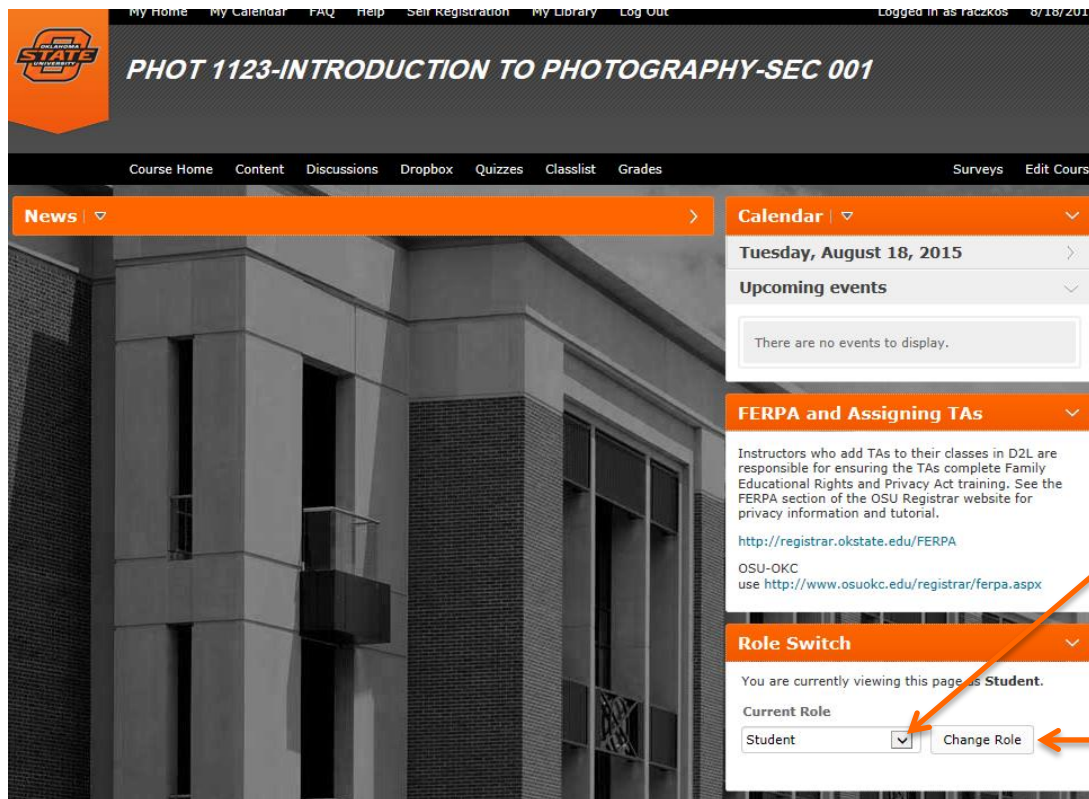


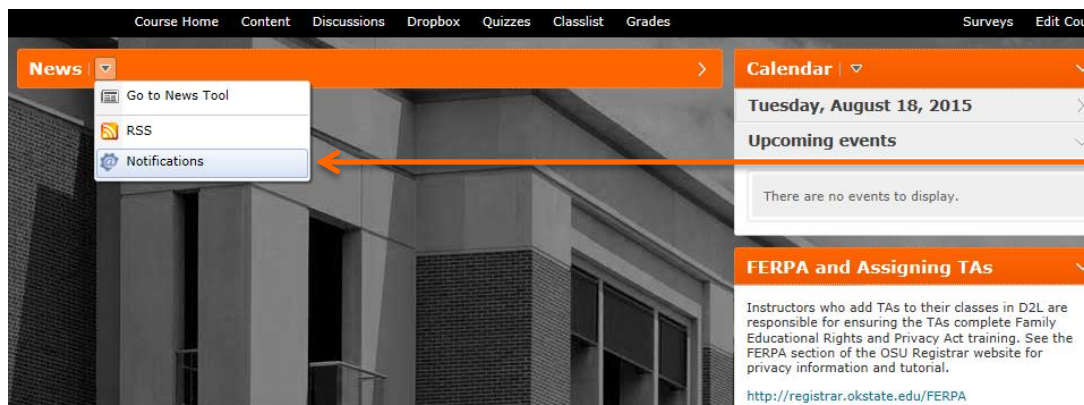


Subscribing to Course Updates in D2L

1. In D2L, select the course you intend to edit.
2. Use Role Switch to enter Student View Mode. To do this, click the downward-facing triangle and select **Student** from the dropdown menu and then click **Change Role**.



3. Demonstrate Subscriptions to your students in class. Have your students click the downward facing triangle next to News and select **Notifications** from the dropdown menu.





- Students can choose when to be notified, and which events trigger notifications. Notification for new News Items is particularly useful. You cannot set notifications for your students, but you can encourage your students to use them. After updating Notifications options, have your students click **Save**.

Notifications
Control how you receive notifications about activity in your courses. You can receive a periodic summary of activity, or receive instant notifications as things happen.

Contact Methods


Email Address
Send email notifications to: brandon.raczkoski@okstate.edu
[Change your email settings](#)

Summary of Activity

Email me a summary of activity for each of my courses.

How often?

Instant Notifications

	Email
	<input type="checkbox"/>
pic, or thread that I subscribed to in instant notifications	<input checked="" type="checkbox"/>
Dropbox - dropbox folder due date or end date is 2 days away	<input type="checkbox"/>
Grades - grade item released	<input type="checkbox"/>
Grades - grade item updated	<input type="checkbox"/>
News - item updated	<input checked="" type="checkbox"/>
News - new item available	<input checked="" type="checkbox"/>
Quizzes - quiz end date is 2 days away	<input type="checkbox"/>

Customize Notifications

Include my grade value in notifications from Grades
 Allow past courses to send me notifications
 Allow future courses to send me notifications
 Allow inactive courses to send me notifications

Exclude Some Courses

You currently have no courses excluded. [Manage my course exclusions](#)

Click Save

You should now be able to guide your students through the process of enabling D2L Notifications for your course content.

For further support, email facultyd2l@okstate.edu or call (405) 744-1000.