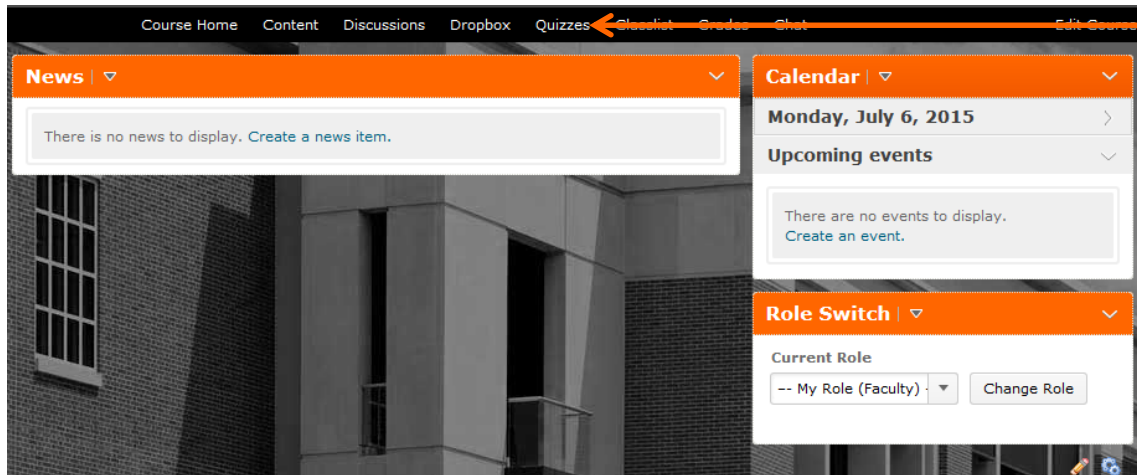




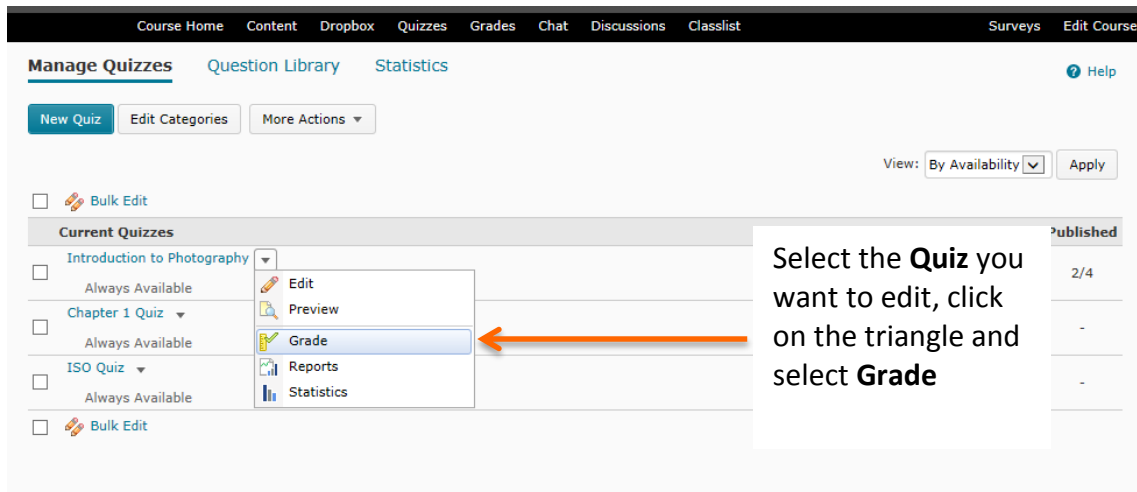
Understanding Quiz Attempts Part 3 in D2L

1. In D2L, select the course you intend to modify.
2. Select **Quizzes** on the Navigation bar.



Select Quizzes

3. Within Quizzes, click the triangle and select **Grade**.





- Not all attempts are shown by default. Locate un-submitted attempts by adjusting the display parameters. Under Restrict To, select **All Users**: displays all students whether they have taken the quiz or not, and then Click **magnifying glass** to update the display parameters.

Course Home Content Dropbox Quizzes Grades Chat Discussions Classlist Surveys Edit Course

Grade Quiz - Introduction to Photography ▾

Users Attempts Questions

Export to CSV file Display Options

View By: User ▾ Apply

Search For: Hide Search Options

Search In

First Name Last Name

User ID

Restrict to

All users ▾

20 per page

First Name ▲, Last Name	Completed	Score	Grade	Published
<input type="checkbox"/> GINA MORRIS				
<input type="checkbox"/> attempt 1	Aug 20, 2015 1:01 PM	21 / 30	70 %	<input checked="" type="checkbox"/>
overall grade (highest attempt)		21 / 30	70 %	

- Scroll down to locate un-submitted attempts to view, delete, or submit. Attempts can be deleted; student must re-take the quiz.

SHANE ROBINSON

overall grade

STACY JONES

attempt 1

overall grade

THRUPTHI KONANUR SRIKANTA

attempt 1

overall grade

20 per page



- Instructors can manually submit a quiz attempt to be graded. Click on the **Enter Quiz as User** icon.

overall grade (highest attempt)

NIKESH PAMU

overall grade


NIKHIL KUMAR MADA SAI

overall grade

SHANE ROBINSON

overall grade

STACY JONES


attempt 1 (in progress) 

overall grade

THRUPTHI KONANUR SRIKANTA

attempt 1

overall grade



Save and Close **Save** **Cancel**

Instructors can manually submit a quiz attempt to be graded. Click on the **Enter Quiz as User** icon.

- Click **Yes**.

Confirmation

 Enter Quiz As User
You are about to enter this quiz as this user. Are you sure that you want to proceed?

Yes **No**

First Name &, Last Name	Score	Grade	Published
BRANDON RACZKOSKI	-	-	
EVE RINGSMUTH	-	-	
<input type="checkbox"/> GINA MORRIS			
<input type="checkbox"/> attempt 1	1 PM 21 / 30	70 %	
overall grade (highest attempt)	21 / 30	70 %	
GINGER LONDON			



8. Enter Quiz as User to submit an attempt. At the bottom of the page, Save all Responses or Submit the Quiz as-is. In this case select **Go to Submit Quiz**.

Explain what effect a larger aperture has on exposure as well as over

Save

Question 14 (5 points)

In your own words, describe the effect a higher ISO has on exposure a

Save

Save All Responses Go to Submit Quiz

9. Confirm the quiz submission. Quiz attempt is now submitted, and displays alongside all other attempts. Questions that can be auto-graded by D2L are taken care of when the attempt is submitted.

You should now know how to locate an unfinished quiz attempt, how to submit the attempt, and how to define search parameters for displaying quiz attempts for the entire class.

For further support, email facultyd2l@okstate.edu or call (405) 744-1000.